

Sample Exit Interview Survey

Employee Benchmark Report

Employee Details

Employee Name McCrossin, Denny

Interpreting this Report


This report "benchmarks" each employees ratings against those of other employees that were surveyed.

The "normal range" is the 1st and 3rd quartiles of the data entered.

Benchmarks


■ Your Response ● Benchmark ■ Normal range of past survey participants

Training




Score for this employee is 4.40. This compares with a normal range of 1.60 to 3.00 for other employees.

Salary and Benefits



Score for this employee is 4.20. This compares with a normal range of 2.00 to 3.40 for other employees.

Supervisor Performance



The supervisor was rated at 3.67 by this employee. This compares with a normal range of 2.83 to 4.33 by other employees.

Sample Exit Interview Survey

Employee Benchmark Report

Employee Details

Employee Name Pounds, Anne

Interpreting this Report


This report "benchmarks" each employees ratings against those of other employees that were surveyed.

The "normal range" is the 1st and 3rd quartiles of the data entered.

Benchmarks


■ Your Response ● Benchmark ■ Normal range of past survey participants

Training




Score for this employee is 1.40. This compares with a normal range of 1.60 to 3.00 for other employees.

Salary and Benefits



Score for this employee is 2.00. This compares with a normal range of 2.00 to 3.40 for other employees.

Supervisor Performance



The supervisor was rated at 4.33 by this employee. This compares with a normal range of 2.83 to 4.33 by other employees.

Sample Exit Interview Survey

Employee Benchmark Report

Employee Details

Employee Name Bates, Rebecca

Interpreting this Report


This report "benchmarks" each employees ratings against those of other employees that were surveyed.

The "normal range" is the 1st and 3rd quartiles of the data entered.

Benchmarks


■ Your Response ● Benchmark ■ Normal range of past survey participants

Training




Score for this employee is 2.20. This compares with a normal range of 1.60 to 3.00 for other employees.

Salary and Benefits



Score for this employee is 1.40. This compares with a normal range of 2.00 to 3.40 for other employees.

Supervisor Performance



The supervisor was rated at 2.00 by this employee. This compares with a normal range of 2.83 to 4.33 by other employees.

Sample Exit Interview Survey

Employee Benchmark Report

Employee Details

Employee Name Grinstein, Tatiana

Interpreting this Report

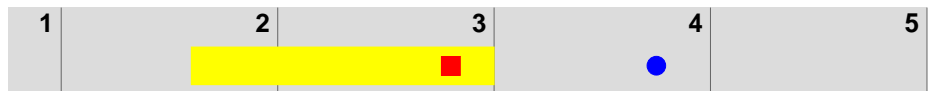
This report "benchmarks" each employees ratings against those of other employees that were surveyed.

The "normal range" is the 1st and 3rd quartiles of the data entered.

Benchmarks


■ Your Response ● Benchmark ■ Normal range of past survey participants

Training




Score for this employee is 2.80. This compares with a normal range of 1.60 to 3.00 for other employees.

Salary and Benefits



Score for this employee is 3.80. This compares with a normal range of 2.00 to 3.40 for other employees.

Supervisor Performance



The supervisor was rated at 4.33 by this employee. This compares with a normal range of 2.83 to 4.33 by other employees.

Sample Exit Interview Survey

Employee Benchmark Report

Employee Details

Employee Name Jenkins, Jessica

Interpreting this Report


This report "benchmarks" each employees ratings against those of other employees that were surveyed.

The "normal range" is the 1st and 3rd quartiles of the data entered.

Benchmarks


■ Your Response ● Benchmark ■ Normal range of past survey participants

Training




Score for this employee is 2.00. This compares with a normal range of 1.60 to 3.00 for other employees.

Salary and Benefits



Score for this employee is 2.60. This compares with a normal range of 2.00 to 3.40 for other employees.

Supervisor Performance



The supervisor was rated at 1.67 by this employee. This compares with a normal range of 2.83 to 4.33 by other employees.